

Top Flight Invitational 2013

Meet Results





Dec 7-8, 2013

Page: 1
Printed: 12/14/2013 1:47:38 PM

Women / 2 / Child A

Session: 5

Judge's Signatures

Rank	Num	Name	Gym					AA
1	2011	Mara Middaugh	Win-Win	8.200 2	8.600 1	8.400 4	8.500 1	33.700 1
2	2001	Alexis Curry	All Pro	7.950 5	7.300 5	8.750 1	8.050 3	32.050 2
3	2009	Olivia Krell	Win-Win	7.500 7	8.300 2	8.500 2	7.650 7	31.950 3
4	2010	Lauren Mejia-Barringer	Win-Win	8.250 1	7.400 4	8.150 5	7.550 8	31.350 4
5	2005	Cassidy Reinhardt	Harford Gymnastics	8.000 3T	8.250 3	6.700 10	8.200 2	31.150 5
6	2002	Natalie Deppe	All Pro	8.000 3T	6.550 7	8.450 3	7.750 4T	30.750 6
7	2004	Kylie Lynch	All Pro	7.750 6	6.900 6	7.350 7T	7.750 4T	29.750 7
8	2008	Brynn Harrell	Win-Win	6.900 8	6.100 9	7.250 9	7.100 9	27.350 8
9	2003	Dylan Keens	All Pro	5.100 10	6.250 8	7.550 6	7.700 6	26.600 9
10	2006	Kaydence Eldridge	Win-Win	6.750 9	5.000 10	7.350 7T	6.800 10	25.900 10

Top Flight Invitational 2013

Meet Results





Dec 7-8, 2013

Page: 1
Printed: 12/14/2013 1:47:40 PM

Women / 2 / Jr. B

Session: 5

Judge's Signatures

Rank	Num	Name	Gym					AA
1	2055	Shelby Sullivan	Harford Gymnastics	8.300 5T	9.050 1	8.750 3T	8.250 2	34.350 1
2	2059	Aurora Grabrick	Win-Win	8.450 2T	8.700 2	8.800 2	8.050 4	34.000 2
3	2054	Emily Brock	Harford Gymnastics	8.150 9	8.200 6	8.950 1	8.300 1	33.600 3
4	2062	Isabella Talley	Win-Win	8.850 1	8.050 7	8.400 7	7.500 12	32.800 4
5	2051	Abigail Alibi	All Pro	8.300 5T	8.000 8T	8.450 6	7.800 9	32.550 5
6	2058	Mia Gomez	Win-Win	8.300 5T	8.300 4T	7.400 9	7.850 6T	31.850 6
7	2061	Chloe Sahai	Win-Win	7.650 11T	8.300 4T	8.200 8	7.650 10T	31.800 7
8	2057	Sierra Densmore	Win-Win	8.200 8	8.350 3	7.300 11	7.850 6T	31.700 8
9	2052	Aryanna Carrera	All Pro	8.450 2T	6.500 12	8.750 3T	7.850 6T	31.550 9
10	2053	Sydnee Spencer	All Pro	8.450 2T	6.250 13	8.750 3T	8.000 5	31.450 10
11	2056	Selah Brashear	Win-Win	7.800 10	8.000 8T	7.350 10	8.100 3	31.250 11
12	2041	Ava Ballard	Chesapeake	7.650 11T	7.150 10	7.250 12T	7.650 10T	29.700 12
13	2060	Lila Rosencranz	Win-Win	7.000 13	7.050 11	7.250 12T	6.200 13	27.500 13

Top Flight Invitational 2013

Meet Results





Dec 7-8, 2013

Page: 1
Printed: 12/14/2013 1:47:43 PM

Women / 2 / Jr. C

Session: 5

Judge's Signatures

Rank	Num	Name	Gym					AA
1	2108	Kaitlin Grimm	Harford Gymnastics	8.650 3	8.900 2	9.150 2	9.000 1T	35.700 1
2	2106	Camryn Faulkner	Harford Gymnastics	8.150 7	9.050 1	9.450 1	9.000 1T	35.650 2
3	2107	Sarah Gnacek	Harford Gymnastics	9.000 1T	8.550 4	7.750 11	8.600 3T	33.900 3
4	2110	Paige Sullivan	Harford Gymnastics	7.600 10	8.700 3	8.750 3	8.550 5	33.600 4
5	2112	Emiko Randall	Win-Win	7.850 9	8.500 5	8.400 5	8.600 3T	33.350 5
6T	2105	Haley Coppinger	Harford Gymnastics	9.000 1T	8.050 6	7.950 9T	8.050 10T	33.050 6T
6T	2103	Madison Frame	Chesapeake	8.400 4	8.000 7T	8.250 6	8.400 7	33.050 6T
8	2102	Caroline Banholzen	Chesapeake	8.100 8	8.000 7T	7.950 9T	8.450 6	32.500 8
9	2101	Aaliah Cosby	All Pro	8.200 6	7.700 9T	8.200 7	8.300 8	32.400 9
10	2109	Jenna Pullen	Harford Gymnastics	8.350 5	7.700 9T	8.000 8	8.050 10T	32.100 10
11	2111	Calia Osborne	Win-Win	7.000 11	7.450 11	8.550 4	8.150 9	31.150 11

Top Flight Invitational 2013

Meet Results





Dec 7-8, 2013

Page: 1
Printed: 12/8/2013 6:54:31 AM

Women / 3 / Child A

Session: 1

Judge's Signatures

Rank	Num	Name	Gym					AA
1	3014	Nyla Thomas	Sportsplex	9.100 1	9.400 1	9.350 1	9.400 1T	37.250 1
2	3013	Aubrey Ross	Sportsplex	8.800 4	8.900 3	9.300 2	9.400 1T	36.400 2
3	3008	Melina Mercado	Harford Gymnastics	8.900 2T	8.650 4	8.600 3	9.200 4	35.350 3
4	3016	Bella White	Unique	8.550 5	9.200 2	8.300 6	9.275 3	35.325 4
5	3005	Anabella Miceli	Docksiders	8.350 6T	8.500 6	8.500 4	8.800 6	34.150 5
6	3006	Gabrielle Curriden	Harford Gymnastics	8.900 2T	8.000 9T	8.150 7	8.850 5	33.900 6
7	3406	Shayla Howell	Baltimore County	7.900 12	8.000 9T	8.450 5	8.600 7	32.950 7
8	3007	Ryann Kight	Harford Gymnastics	8.200 9	8.150 8	7.500 8	8.000 9	31.850 8
9	3002	Lindsay Shank	ACPR	8.000 11	8.400 7	6.900 9	7.800 10	31.100 9
10	3001	Cadence Beatty	ACPR	8.350 6T	8.550 5	5.300 14	8.550 8	30.750 10
11	3011	Delaney Freed	Skyview	8.100 10	6.300 12	6.600 10	7.650 11	28.650 11
12	3015	Siage Ely	TNT	7.800 13	7.400 11	5.800 12	7.600 12	28.600 12
13	3012	Skylar Robish	Skyview	7.500 14	5.600 13	5.650 13	6.150 14	24.900 13
14	3004	Olivia Nottingham	Baltimore County	8.300 8	0.000 14	6.400 11	7.300 13	22.000 14

Top Flight Invitational 2013

Meet Results





Dec 7-8, 2013

Page: 1
Printed: 12/8/2013 6:54:33 AM

Women / 3 / Child B

Session: 1

Judge's Signatures

Rank	Num	Name	Gym					AA
1	3063	Jenna Vesper	Hills	9.350 3T	9.475 1	8.900 1	9.200 1	36.925 1
2	3051	Erica Schoerner	ACPR	9.350 3T	9.100 3	8.750 2	9.100 2	36.300 2
3	3061	Hazel Gray	Hills	9.600 1	9.125 2	8.250 4T	8.650 5T	35.625 3
4	3058	Seneca Turechek	Frederick	9.050 7	8.650 4	8.300 3	9.000 3T	35.000 4
5	3056	Madeline Barnes	Docksiders	9.100 6	8.600 5T	8.100 7T	8.650 5T	34.450 5
6	3062	Claudia Lessig	Hills	8.650 10	8.600 5T	7.900 10	9.000 3T	34.150 6
7	3060	Abby Stockson	Harford Gymnastics	9.300 5	8.050 9	8.100 7T	8.500 8	33.950 7
8	3053	Faith Spirt	All Pro	9.450 2	7.600 13	8.200 6	8.250 10	33.500 8
9	3057	Kendall Artis	Frederick	8.800 9	8.450 7	7.300 14	8.600 7	33.150 9
10	3059	Cadia Sanders	Harford Gymnastics	8.850 8	7.750 11	7.750 11	8.475 9	32.825 10
11	3054	Alexa Taylor	All Pro	7.700 14	7.300 14	8.100 7T	8.050 11	31.150 11
12	3052	Jamie Wahl	ACPR	7.600 15	8.200 8	7.600 12	7.700 13	31.100 12
13	3064	Amandalyn Milasinovich	Skyview	7.900 13	7.800 10	7.200 15	7.750 12	30.650 13
14	3065	Sofia Smith	Sportsplex	8.250 11	7.700 12	8.250 4T	0.000 15	24.200 14
15	3055	Grace Carroll	Baltimore County	8.200 12	0.000 15	7.400 13	7.550 14	23.150 15

Top Flight Invitational 2013

Meet Results

Dec 7-8, 2013





Page: 1

Printed: 12/8/2013 6:54:35 AM

Women / 3 / Jr. Grp C

Session: 1

Judge's Signatures

Rank	Num	Name	Gym					AA
1	3110	Gianna Dinoto	Hills	9.000 4	9.500 1	8.600 3	9.050 3	36.150 1
2	3111	Grace Emerick	Hills	9.150 2	9.100 2	8.500 4	9.100 2	35.850 2
3	3118	Hannah Barwinski	Top Flight	8.800 5	8.900 3T	8.800 1T	9.325 1	35.825 3
4	3104	Katherine O'brien	All Pro	9.350 1	8.850 5	8.450 5T	8.850 4	35.500 4
5	3109	Anna Grace Christian	Hills	9.050 3	8.900 3T	8.800 1T	8.350 5	35.100 5
6	3107	Maria Sulmonte	Frederick	8.700 6	8.200 7	8.450 5T	8.300 6	33.650 6
7	3108	Sara Kate King	Harford Gymnastics	8.250 7T	7.800 8	8.100 8	7.600 11	31.750 7
8	3102	Avery Letourneau	ACPR	8.000 10T	8.800 6	5.750 14	7.900 9	30.450 8
9	3116	Noelle Neal	Skyview	8.150 9	7.100 11	7.450 9	7.700 10	30.400 9
10	3106	Emma Heinhorst	Chesapeake	7.900 12	7.200 9	6.900 10	8.200 7	30.200 10
11	3101	Audrey Letourneau	ACPR	7.700 13	7.150 10	6.800 11	8.050 8	29.700 11
12	3115	Hannah Heffernan	Skyview	6.650 14	6.300 12	6.000 12	6.350 13	25.300 12
13	3103	Megan Blackwell	All Pro	8.000 10T	0.000 13T	8.150 7	7.450 12	23.600 13
14	3105	Desiree Judge	Baltimore County	8.250 7T	0.000 13T	5.850 13	6.300 14	20.400 14

Top Flight Invitational 2013

Meet Results





Dec 7-8, 2013

Page: 1
Printed: 12/8/2013 6:54:43 AM

Women / 3 / Child G

Session: 2

Judge's Signatures

Rank	Num	Name	Gym					AA
1	3314	Savannah Tamberino	Harford Gymnastics	9.100 2	9.500 2	8.050 8	8.900 3	35.550 1
2	3301	Mackenzie Cook	ACPR	9.400 1	8.250 9T	9.000 1	8.850 4	35.500 2
3T	3316	Nyla Williamson	Hills	9.050 3T	9.600 1	7.500 10T	9.200 2	35.350 3T
3T	3321	Baylie Hawkins	Unique	8.700 8	9.000 3	8.350 4	9.300 1	35.350 3T
5	3309	Grace Keller	Frederick	8.800 7	8.900 4	8.450 3	8.825 5	34.975 5
6	3312	Charlotte Ritchey	Harford Gymnastics	9.050 3T	8.350 8	8.000 9	8.800 6	34.200 6
7	3315	Jasmine Brewer	Hills	8.600 9	8.600 6	8.100 7	8.650 7	33.950 7
8	3306	Zoe Kirk	Docksiders	8.100 14T	7.950 11T	8.150 6	8.000 12T	32.200 8
9	3311	Alexis Bartenfelder	Harford Gymnastics	8.250 13	7.650 14	8.550 2	7.650 14	32.100 9
10	3310	Mayson Smith	Frederick	8.550 10	7.450 15	7.450 12	8.550 8	32.000 10
11	3313	Marleigh Skelton	Harford Gymnastics	8.100 14T	7.900 13	7.500 10T	8.000 12T	31.500 11
12	3304	McKenzie Clark	Chesapeake	8.350 11	6.600 16T	8.250 5	8.100 11	31.300 12
13	3308	Ruth Whaley	Docksiders	7.300 16	8.450 7	6.750 15	8.525 9	31.025 13
14	3319	Mackenzie Chapman	St. Mary's	8.300 12	6.600 16T	7.250 14	8.400 10	30.550 14
15	3302	Lila Vincenti	ACPR	9.000 6	7.950 11T	6.000 17	7.400 15	30.350 15
16	3307	Morgan Miller	Docksiders	2.000 18	8.650 5	6.600 16	6.950 17	24.200 16
17	3303	Jayda Morgan	Baltimore County	9.050 3T	0.000 18	7.350 13	6.800 18	23.200 17
18	3305	Aliyah Irons	Docksiders	7.000 17	8.250 9T	0.000 18	7.300 16	22.550 18

Top Flight Invitational 2013

Meet Results

Dec 7-8, 2013





Page: 1

Printed: 12/8/2013 6:54:45 AM

Women / 3 / Child H

Session: 2

Judge's Signatures

Rank	Num	Name	Gym					AA
1	3369	Samadhi Griffin	Sportsplex	9.500 1	8.850 4T	9.050 1	9.100 1	36.500 1
2	3370	Zoe Smith-Joledo	Sportsplex	9.200 7	8.700 8T	8.750 2	8.900 3T	35.550 2
3	3360	Patricia Mills	Frederick	9.400 2	8.700 8T	8.550 4T	8.700 6T	35.350 3
4	3354	Samantha Gernhart	All Pro	9.300 4T	8.600 11	8.500 6	8.900 3T	35.300 4
5	3352	Annaleigh Shiflett	ACPR	9.250 6	9.000 2T	8.000 12	8.900 3T	35.150 5
6	3371	Alexia West	Unique	8.900 9	9.000 2T	8.050 11	9.000 2	34.950 6
7	3359	Aidyn Kenealy	Docksiders	8.600 12T	9.200 1	8.650 3	8.250 13T	34.700 7
8	3355	Sydney Gernhart	All Pro	9.150 8	8.650 10	8.200 8	8.600 8	34.600 8
9	3365	Ciara Rattanaovong	Hills	8.250 17	8.850 4T	8.450 7	8.700 6T	34.250 9
10	3351	Meredith Kelley	ACPR	8.600 12T	8.550 12	7.700 15	8.500 10	33.350 10
11	3361	Greta Basil	Harford Gymnastics	9.300 4T	7.950 15	7.800 14	8.250 13T	33.300 11
12	3363	Madison Koors	Harford Gymnastics	8.700 11	8.800 6T	7.350 17	8.300 12	33.150 12
13	3353	Korynn Sims	ACPR	8.850 10	8.800 6T	7.000 18	8.250 13T	32.900 13
14	3362	Emily Bowling	Harford Gymnastics	8.000 18	8.150 13	7.900 13	8.550 9	32.600 14
15	3366	Anna Sullivan	Hills	8.550 14	8.000 14	8.150 9	7.850 17T	32.550 15
16	3357	Zhanaya Taylor	All Pro	7.900 19	7.650 16	8.550 4T	8.000 16	32.100 16
17	3356	Grace Small	All Pro	8.400 16	6.850 19	8.100 10	8.400 11	31.750 17
18	3358	Amanda Core	Chesapeake	8.450 15	7.350 17	7.650 16	7.850 17T	31.300 18
19	3364	Sydney Weaver	Harford Gymnastics	9.350 3	6.950 18	6.050 19	7.100 19	29.450 19

Top Flight Invitational 2013

Meet Results

Dec 7-8, 2013





Page: 1

Printed: 12/8/2013 6:54:37 AM

Women / 3 / Jr. Grp D

Session: 1

Judge's Signatures





Rank	Num	Name	Gym					AA
1	3154	Maie Ikemoto	ACPR	9.475 1	9.300 1	7.800 9T	8.700 4T	35.275 1
2	3157	Aurora Walters	ACPR	8.800 5T	8.400 8	8.550 2	8.950 3	34.700 2
3	3155	Allyson Kozak	ACPR	8.500 8T	8.800 2T	8.200 3	9.000 1T	34.500 3
4	3169	Elle Kristo	Top Flight	8.000 14	8.450 6T	9.050 1	8.650 6T	34.150 4
5T	3164	Bethany Tymes	Harford Gymnastics	9.150 2	8.600 4	8.000 4	8.300 9T	34.050 5T
5T	3153	Emma Haynes	ACPR	8.650 7	8.500 5	7.900 6T	9.000 1T	34.050 5T
7	3152	Annie Finholm	ACPR	8.500 8T	8.800 2T	7.950 5	8.350 8	33.600 7
8	3163	Sarah Euler	Harford Gymnastics	8.850 4	8.000 10	7.400 13	8.650 6T	32.900 8
9	3156	Ryan Steckel	ACPR	8.400 10	8.450 6T	7.700 11	8.300 9T	32.850 9
10	3161	Gabryel Holmes	Frederick	8.800 5T	7.900 11	7.800 9T	7.850 12	32.350 10
11	3166	Adalynn Williamson	St. Mary's	8.250 12	8.200 9	7.000 14	8.700 4T	32.150 11
12	3162	Madeline Current	Harford Gymnastics	9.000 3	7.850 12	6.800 15	7.800 13	31.450 12
13	3151	Alana Burden	ACPR	7.350 16	7.700 13	7.900 6T	8.200 11	31.150 13
14	3160	Mckenzie Ennis	Chesapeake	8.150 13	7.500 14	7.850 8	7.550 14	31.050 14
15	3159	Magdaleine Woodring	Baltimore County	8.350 11	6.850 15	7.600 12	7.400 15	30.200 15
16	3158	Cassidy Cronin	Baltimore County	7.850 15	6.750 16	6.600 16	7.000 16	28.200 16

Top Flight Invitational 2013

Meet Results

Dec 7-8, 2013

Page: 1
 Printed: 12/8/2013 6:54:39 AM
 Women / 3 / Jr. Grp E
 Session: 1
 Judge's Signatures

Rank	Num	Name	Gym					AA
1	3260	Masha Mandrugina	Hills	8.900 4T	9.450 1	8.350 4	8.950 3T	35.650 1
2	3204	Linsey Saccenti	ACPR	8.900 4T	9.375 2	7.600 12T	9.150 1	35.025 2
3	3208	Chloe Carlton	Harford Gymnastics	9.000 3	8.450 9	8.500 2	9.050 2	35.000 3
4	3219	Amore Howard	Unique	9.300 1T	8.200 10T	8.450 3	8.950 3T	34.900 4
5	3201	Emily Carr	ACPR	9.300 1T	9.100 3	7.650 10T	8.650 7T	34.700 5
6	3218	Alessia Caudill	Unique	8.600 7T	9.000 4	7.800 6T	8.750 5T	34.150 6
7	3210	Helena Sandler	Hills	8.450 10T	8.850 5	7.800 6T	8.650 7T	33.750 7
8	3205	Madison Shiflett	ACPR	7.900 14	8.100 12	8.850 1	8.750 5T	33.600 8
9	3209	Gianna Piccirilli	Harford Gymnastics	8.450 10T	8.700 6T	7.800 6T	8.500 9T	33.450 9
10	3202	Ava Darling	ACPR	8.550 9	8.200 10T	8.200 5	8.400 12	33.350 10
11	3203	Caroline Kelley	ACPR	8.150 13	8.500 8	7.650 10T	8.450 11	32.750 11
12	3216	Alexia Barr	Unique	8.850 6	7.900 13	7.600 12T	8.100 13	32.450 12
13	3207	Anna Senatore	Baltimore County	8.250 12	8.700 6T	7.400 14	7.650 14	32.000 13
14	3217	Anne Boswell	Unique	8.600 7T	7.300 14	6.250 15	8.500 9T	30.650 14
15	3206	Alexis Modeski	Baltimore County	7.450 15	0.000 15	7.800 6T	7.050 15	22.300 15

Top Flight Invitational 2013

Meet Results

Dec 7-8, 2013





Page: 1

Printed: 12/8/2013 6:54:41 AM

Women / 3 / Jr. Grp F

Session: 1

Judge's Signatures

Rank	Num	Name	Gym					AA
1	3265	Cecelia Gover	Top Flight	9.000 3	9.000 2T	9.100 1	9.375 1	36.475 1
2	3258	Madison Shaffery	Harford Gymnastics	9.550 1	8.900 5	8.400 4T	8.500 6	35.350 2
3	3170	Gweneth Holzman	Top Flight	8.400 6T	9.050 1	8.350 6	9.000 2	34.800 3
4	3266	Jenna Grove	Top Flight	8.700 5	8.450 6T	8.750 2	8.600 5	34.500 4
5T	3256	Rachel Kelley	Harford Gymnastics	9.100 2	8.100 8	8.250 7	8.650 4	34.100 5T
5T	3251	Alexis Caldarazzo	ACPR	8.100 9	9.000 2T	8.100 9	8.900 3	34.100 5T
7	3253	Saige Booker	Baltimore County	8.800 4	8.450 6T	8.400 4T	8.300 8	33.950 7
8	3262	Amayah Locke	Sportsplex	7.750 11	9.000 2T	8.650 3	8.400 7	33.800 8
9	3254	Michaela Phillips	Baltimore County	8.400 6T	8.000 9	7.300 12	7.250 11	30.950 9
10	3252	Mackenzie Lober	All Pro	7.850 10	7.250 10	7.700 10	7.000 12	29.800 10
11	3255	Maranda Howell	Harford Gymnastics	7.450 12	6.800 11	6.400 13	8.150 10	28.800 11
12	3263	Holli Ramey-Pickeral	St. Mary's	5.800 13	6.700 12	7.450 11	8.250 9	28.200 12
13	3257	Kate Mitcherling	Harford Gymnastics	8.200 8	0.000 13	8.150 8	0.000 13	16.350 13

Top Flight Invitational 2013

Meet Results





Dec 7-8, 2013

Page: 1
Printed: 12/8/2013 6:54:47 AM

Women / 3 / Jr. Grp I

Session: 2

Judge's Signatures

Rank	Num	Name	Gym					AA
1	3413	Lian Yale	Harford Gymnastics	8.700 5T	9.100 1	8.400 2	8.800 1	35.000 1
2	3409	Kenadie Clouser	Frederick	9.250 1	8.450 5T	8.450 1	8.400 4T	34.550 2
3	3009	Lydia White	Hills	8.300 10T	9.050 2	7.500 12	8.550 2T	33.400 3
4	3411	Isabelle Moxham	Harford Gymnastics	8.900 3T	8.200 11T	7.850 8T	8.400 4T	33.350 4
5	3403	Kendall Zimmerman	ACPR	9.100 2	8.350 9T	7.800 10	8.000 13	33.250 5
6	3408	Grace Whaley	Docksiders	8.100 14	8.450 5T	8.300 3	8.350 7	33.200 6
7	3415	Katherine Egan	Hills	8.900 3T	8.400 8	7.700 11	8.100 10	33.100 7
8	3401	Sara Eller	ACPR	8.200 12T	8.200 11T	8.050 5T	8.550 2T	33.000 8
9	3416	Gracie Winn	Hills	8.200 12T	8.600 3	8.050 5T	8.050 11T	32.900 9
10	3410	Ashley Payne	Frederick	8.400 8T	8.450 5T	7.950 7	8.050 11T	32.850 10
11	3402	Natalie Gray	ACPR	8.700 5T	8.500 4	7.200 14T	8.400 4T	32.800 11
12	3404	Jocelyn Sanchez	All Pro	8.500 7	7.700 14	8.200 4	8.300 8T	32.700 12
13	3414	Olivia Biava	Hills	8.300 10T	8.350 9T	7.450 13	8.300 8T	32.400 13
14	3412	Karlee Tuohy	Harford Gymnastics	7.850 15	8.200 11T	7.850 8T	7.750 14	31.650 14
15	3405	Hannah Conrad	Baltimore County	8.400 8T	6.400 15	7.200 14T	7.700 15	29.700 15
16	3419	Annaliese Tabler	TNT	6.650 16	5.400 16	5.800 16	5.500 16	23.350 16

Top Flight Invitational 2013

Meet Results

Dec 7-8, 2013





Page: 1

Printed: 12/8/2013 6:54:49 AM

Women / 3 / Sr. Grp J

Session: 2

Judge's Signatures

Rank	Num	Name	Gym					AA
1	3451	Lindsey Larkin	ACPR	9.550 1	9.100 1	9.200 1	9.150 1	37.000 1
2	3454	Madeline Simms	ACPR	9.000 2	8.900 3T	9.150 2	8.700 2	35.750 2
3	3456	Alexia Douglas	All Pro	8.800 4T	8.950 2	8.650 4	8.400 4T	34.800 3
4	3455	Jessica Wooden	ACPR	8.850 3	8.900 3T	8.950 3	7.900 8	34.600 4
5	3453	Gabriella Pascoe	ACPR	8.550 6T	8.700 6	8.500 6	8.400 4T	34.150 5
6	3452	Josie Mason	ACPR	8.800 4T	8.250 10	8.400 7	8.200 7	33.650 6
7	3459	Hailie Kerby	Baltimore County	8.550 6T	8.850 5	8.550 5	7.400 10	33.350 7
8	3461	Bria Smith	Baltimore County	7.900 9	8.300 7T	8.050 8	8.600 3	32.850 8
9	3458	Cosette Young	Baltimore County	8.150 8	8.300 7T	7.000 10	8.350 6	31.800 9
10	3457	Keera Booker	Baltimore County	7.700 10	8.300 7T	7.400 9	7.700 9	31.100 10
11	3460	Shinyah Mobley	Baltimore County	7.600 11	7.300 11	6.500 11	7.050 11	28.450 11

Top Flight Invitational 2013

Meet Results

Dec 7-8, 2013





Page: 1

Printed: 12/8/2013 6:54:51 AM

Women / 3 / Sr. Grp K

Session: 2

Judge's Signatures

Rank	Num	Name	Gym					AA
1	3512	Ashley Williams	Unique	9.000 1	8.600 4	8.500 1	8.900 1	35.000 1
2	3508	Jolene Steenrod	St. Mary's	8.750 3	8.800 2	8.350 3T	8.550 2	34.450 2
3	3511	Anna Maria Weirich	Unique	8.500 4T	8.850 1	8.000 5T	8.400 3	33.750 3
4	3507	Kaitlyn Kuno	St. Mary's	7.800 10	8.250 6	8.350 3T	7.900 6	32.300 4
5	3502	Carley Rey	Baltimore County	8.800 2	7.100 10	8.000 5T	8.250 4	32.150 5
6	3506	Olivia Eagle	St. Mary's	6.900 11	8.500 5	8.400 2	8.150 5	31.950 6
7	3501	Emily Mento	Baltimore County	8.500 4T	8.700 3	7.200 8	7.400 7	31.800 7
8	3510	Kiersten Seal	TNT	7.900 7	7.900 7T	7.600 7	7.300 8	30.700 8
9	3503	Leanna Frame	Chesapeake	8.050 6	7.400 9	6.650 10	7.150 9	29.250 9
10	3504	Jenna Morris	Chesapeake	7.850 8T	7.900 7T	7.000 9	6.450 10	29.200 10
11	3509	Sierra Bell	TNT	7.850 8T	6.250 11	5.600 11	6.000 11	25.700 11

Top Flight Invitational 2013

Meet Results

Dec 7-8, 2013





Page: 1

Printed: 12/14/2013 1:47:45 PM

Women / 4 / Child A

Session: 5

Judge's Signatures

Rank	Num	Name	Gym					AA
1	4165	Le'la Green	Rebounders	8.750 1	8.900 3	9.000 3	9.150 1	35.800 1
2	4164	Katlyn Binnix	Rebounders	8.150 2	8.600 4	9.150 1	9.000 2	34.900 2
3	4151	Ava Andrews	Docksiders	7.600 6T	9.050 2	9.100 2	8.200 5	33.950 3
4	4155	Rebecca Widmer	Docksiders	7.600 6T	9.275 1	8.550 5T	8.000 7	33.425 4
5	4153	Jocelyn Gross	Docksiders	7.000 8	8.500 5	8.950 4	8.150 6	32.600 5
6	4158	Micaela Kifer	Frederick	8.100 3	7.250 8T	8.550 5T	8.300 4	32.200 6
7	4159	Alexa Robertson	Frederick	7.850 4	7.600 6	8.100 7	8.400 3	31.950 7
8	4160	Hailey Santana	Frederick	7.700 5	7.400 7	7.300 9T	7.100 10	29.500 8
9	4156	Gabrielle DeMarco	Frederick	6.800 9	7.000 10	7.300 9T	7.350 9	28.450 9
10	4161	Kendall Maday	GymStarz	6.150 10	7.250 8T	6.900 11	6.600 11	26.900 10
11	4157	Jessica Hawk	Frederick	0.000 11	5.500 11	7.350 8	7.575 8	20.425 11

Top Flight Invitational 2013

Meet Results





Dec 7-8, 2013

Page: 1
Printed: 12/14/2013 1:47:47 PM

Women / 4 / Child B

Session: 5

Judge's Signatures

Rank	Num	Name	Gym					AA
1	4162	Lilly Lutz	Harford Gymnastics	8.500 1	8.800 3	9.050 2T	9.100 2	35.450 1
2	4219	Logan Buckmon	Unique	7.200 8	8.850 2	9.425 1	9.200 1	34.675 2
3	4154	Laney Potter	Docksiders	7.250 6T	9.150 1	8.900 4T	8.000 4T	33.300 3
4	4152	Sophia Greene	Docksiders	8.100 2	8.650 4	8.550 8	7.550 10	32.850 4
5T	4202	Carley Johnson	Docksiders	7.550 5	8.300 7	8.900 4T	7.900 8	32.650 5T
5T	4212	Caitlyn Weitzel	Harford Gymnastics	7.650 3T	8.450 5	8.600 7	7.950 7	32.650 5T
7	4163	Shyanne Vaeth	Harford Gymnastics	7.250 6T	7.200 8	8.900 4T	8.000 4T	31.350 7
8	4201	Hailey Zinnamon	All Pro	6.250 10	6.400 10	9.050 2T	8.000 4T	29.700 8
9	4167	Kyleigh Ott	TNT	7.100 9	7.150 9	7.700 10	7.350 11	29.300 9
10	4205	Mallory Trutenko	Docksiders	— 11	8.400 6	8.500 9	7.700 9	24.600 10
11	4218	Skyler Wills	Sportsplex	7.650 3T	0.000 11	7.650 11	8.500 3	23.800 11

Top Flight Invitational 2013

Meet Results





Dec 7-8, 2013

Page: 1
Printed: 12/14/2013 1:47:49 PM

Women / 4 / Child C

Session: 5

Judge's Signatures





Rank	Num	Name	Gym					AA
1	4214	Lauren Coleman	Sportsplex	7.950 2	8.900 1T	9.400 1	8.950 2	35.200 1
2	4211	Gianna Romero	Harford Gymnastics	7.900 3	8.900 1T	8.400 4	8.700 4	33.900 2
3	4209	Madison Izzo	Harford Gymnastics	7.700 4	8.250 3	8.350 5	8.900 3	33.200 3
4T	4204	Grace Pimpo	Docksiders	7.000 9	7.750 5	9.150 3	7.700 8	31.600 4T
4T	4210	Dominique Pecovic	Harford Gymnastics	7.400 6	7.650 6	7.950 8	8.600 5	31.600 4T
6	4213	Riley James	Skyview	7.150 7	7.800 4	8.250 6	8.250 6	31.450 6
7	4207	Lily Heykoop	Frederick	6.700 10	7.200 7	7.850 9	7.000 9	28.750 7
8	4217	Keegan Richardson	Sportsplex	7.550 5	0.000 8T	9.350 2	9.300 1	26.200 8
9	4208	Kaelyn Joseph	Frederick	8.300 1	0.000 8T	7.750 10	8.050 7	24.100 9
10	4206	Brooke Grissen	Frederick	7.100 8	0.000 8T	8.000 7	0.000 10	15.100 10

Top Flight Invitational 2013

Meet Results

Dec 7-8, 2013

Page: 1
 Printed: 12/14/2013 1:47:51 PM
 Women / 4 / Jr. Grp D
 Session: 6
 Judge's Signatures

Rank	Num	Name	Gym					AA
1	4262	Olivia Peterson	Rebounders	8.550 1	9.000 1	8.750 7	8.550 6T	34.850 1
2	4315	Jaycee Cox	Top Flight	7.600 8T	8.800 2	9.200 2T	9.050 1	34.650 2
3	4317	Paige Leitzel	Top Flight	8.300 3T	8.450 5T	8.850 6	8.600 4T	34.200 3
4	4261	Lizzie Lopez	Rebounders	8.250 5	8.650 3	8.450 13	8.750 3	34.100 4
5	4263	Zion Robinson	Rebounders	8.300 3T	8.250 7	8.550 10	7.850 17	32.950 5
6	4255	Haley Tamayo	Frederick	7.850 6	7.200 13	9.100 4	8.600 4T	32.750 6
7	4256	Brenna Williams	Frederick	7.650 7	7.100 14T	9.200 2T	8.350 8T	32.300 7
8	4264	Briley Sanford	Rebounders	6.650 17	7.650 9	9.500 1	8.250 10T	32.050 8
9T	4203	Abigail Kotche	Docksiders	8.400 2	7.100 14T	8.400 14T	8.000 14T	31.900 9T
9T	4253	Jenna Caneff	Docksiders	7.400 11	8.150 8	8.300 16	8.050 13	31.900 9T
11T	4258	Lindsay Bullock	Harford Gymnastics	7.050 13	7.550 10	9.000 5	7.600 20	31.200 11T
11T	4313	Paige Funk	St. Mary's	7.100 12	8.450 5T	7.750 18	7.900 16	31.200 11T
11T	4252	Ashley Calderone	Docksiders	7.500 10	7.300 12	8.400 14T	8.000 14T	31.200 11T
14	4259	Brynn Seergae	Harford Gymnastics	7.600 8T	6.400 17	8.500 11T	8.550 6T	31.050 14
15	4268	Maci Mulloy	Unique	7.000 14	7.100 14T	8.200 17	8.250 10T	30.550 15
16	4266	Sarah Simpson	St. Mary's	6.900 15	8.500 4	6.850 19	8.100 12	30.350 16
17	4251	Allyson Rogers	All Pro	6.200 19	6.250 18T	8.600 9	7.700 18	28.750 17
18	4254	Maya Koennel	Frederick	6.850 16	0.000 21T	8.500 11T	8.800 2	24.150 18
19	4267	Cassidy Benwell	Unique	0.000 21T	6.250 18T	8.650 8	7.650 19	22.550 19
20	4257	Aleksandra Zvaners	Frederick	6.600 18	7.450 11	0.000 21T	8.350 8T	22.400 20
21	4260	Eva Reitzig	MD State Gym	5.400 20	5.000 20	5.000 20	5.300 21	20.700 21
22	4265	Sophia Woytowitz	Rebounders	— 21T	— 21T	— 21T	— 22	0.000 22

Top Flight Invitational 2013

Meet Results





Dec 7-8, 2013

Page: 1
Printed: 12/14/2013 1:47:53 PM

Women / 4 / Jr. Grp E

Session: 6

Judge's Signatures





Rank	Num	Name	Gym					AA
1	4312	Trinity Bellamy	Sportsplex	8.800 1	8.625 10T	9.250 3T	9.350 1	36.025 1
2	4016	Mia Oh	Top Flight	8.450 5	8.850 5T	9.375 2	8.900 5	35.575 2
3	4302	Cameron Franey	All Pro	8.500 2T	9.000 1T	8.900 12T	8.950 3T	35.350 3
4	4305	Brooke Emerson	Harford Gymnastics	8.150 9T	8.800 7	9.250 3T	8.800 8	35.000 4
5	4007	Sophie Rush	Harford Gymnastics	7.750 13	8.900 4	9.425 1	8.850 6	34.925 5
6	4310	Char Murray	Rebounders	8.500 2T	8.500 12	9.150 6	8.750 9	34.900 6
7	4013	Krasil Bradshaw	Sportsplex	8.150 9T	8.950 3	8.950 9T	8.825 7	34.875 7
8	4301	Dorothy Campbell	All Pro	8.500 2T	8.850 5T	8.725 16	8.700 10	34.775 8
9	4308	Ava Eikenberg	Rebounders	7.400 15T	8.650 8T	8.950 9T	8.950 3T	33.950 9
10	4311	Fredrika Poscover	Rebounders	7.550 14	8.000 16	9.200 5	9.175 2	33.925 10
11	4001	Kylee Boetker	Docksiders	8.400 6	8.650 8T	8.250 19	8.600 12T	33.900 11
12	4318	Arianna VanFosson	Unique	8.350 7	8.150 15	8.750 15	8.600 12T	33.850 12
13	4314	Nina Cooper	Top Flight	7.850 12	9.000 1T	8.825 14	8.000 21T	33.675 13
14	4309	Mina Gollogly	Rebounders	7.200 17T	8.625 10T	9.100 7	8.500 15	33.425 14
15	4303	Kai Artis	Frederick	7.900 11	7.650 17	8.900 12T	8.400 17T	32.850 15
16	4307	Zoey Bivalacqua	Rebounders	6.900 19	8.300 14	8.950 9T	8.675 11	32.825 16
17	4005	Jenna Bondyra	Harford Gymnastics	7.400 15T	7.450 18	9.050 8	8.450 16	32.350 17
18	4006	Sarah Kroedel	Harford Gymnastics	7.200 17T	8.350 13	8.550 17	8.100 20	32.200 18
19	4015	Angelica Gonzalez	St. Mary's	6.750 20	6.350 21	8.450 18	8.600 12T	30.150 19
20	4003	Arianna Schwartz	Frederick	6.450 22	6.650 19	7.800 20	8.000 21T	28.900 20
21	4306	Stepanie Boyd	MD State Gym	6.500 21	6.400 20	7.700 21T	8.250 19	28.850 21
22	4304	Samantha Hill	Frederick	8.200 8	0.000 22	7.700 21T	8.400 17T	24.300 22

Top Flight Invitational 2013

Meet Results

Dec 7-8, 2013

Page: 1
 Printed: 12/14/2013 1:47:55 PM
 Women / 4 / Sr. Grp F
 Session: 6
 Judge's Signatures





Rank	Num	Name	Gym					AA
1	4057	Kayla Iwanowski	Harford Gymnastics	8.400 3T	8.700 4T	9.225 2	8.650 5T	34.975 1
2T	4065	Lauren Madden	Top Flight	7.650 11T	8.700 4T	9.525 1	8.700 4	34.575 2T
2T	4058	Abigail Mee	Harford Gymnastics	7.950 8	8.750 3	9.125 5	8.750 3	34.575 2T
4	4009	Katie Weaver	Harford Gymnastics	9.000 1	9.000 1	8.450 12	8.000 15T	34.450 4
5	4067	Giuliana Verna	Top Flight	8.200 6T	8.400 6T	8.700 11	9.050 1	34.350 5
6	4008	Ellen Marie Sanders	Harford Gymnastics	8.300 5	8.800 2	9.200 3	8.000 15T	34.300 6
7	4002	Arianna Pankey	Docksiders	8.750 2	8.400 6T	8.150 14	8.400 9	33.700 7
8	4052	Ellie Ballard	Chesapeake	8.400 3T	8.250 8T	7.900 17T	9.000 2	33.550 8
9	4059	Ava Michael	Harford Gymnastics	7.800 9	8.200 10	9.000 8	8.200 11T	33.200 9
10	4051	Isabella Brown	All Pro	7.750 10	8.050 11	9.100 6	8.100 14	33.000 10
11	4061	Maliheh Varzandeh	Rebounders	7.650 11T	7.300 16T	9.150 4	8.200 11T	32.300 11
12	4012	Emelia Eddy	MD State Gym	7.400 16	7.700 13	8.800 10	8.200 11T	32.100 12
13	4060	Tabitha Heath	MD State Gym	7.550 13T	7.450 15	7.900 17T	8.625 7	31.525 13
14	4064	Abigail Dua	Top Flight	7.300 17	8.000 12	9.025 7	7.100 18	31.425 14
15	4066	Valeria Malorodova	Top Flight	7.550 13T	7.100 19	8.000 16	8.500 8	31.150 15
16	4011	Leigha Dick	MD State Gym	7.100 18	7.150 18	8.100 15	8.650 5T	31.000 16
17	4010	Kaylee Beyer	MD State Gym	7.450 15	8.250 8T	7.700 19	7.450 17	30.850 17
18	4053	Anastasia DeHart	Frederick	8.200 6T	7.600 14	8.900 9	0.000 19	24.700 18
19	4017	Lauren Roop	Top Flight	0.000 19	7.300 16T	8.250 13	8.300 10	23.850 19

Top Flight Invitational 2013

Meet Results

Dec 7-8, 2013

Page: 1
 Printed: 12/14/2013 1:47:57 PM
 Women / 4 / Sr. Grp G
 Session: 6
 Judge's Signatures

Rank	Num	Name	Gym					AA
1	4115	Zakira Moody	Sportsplex	8.650 1	8.850 3T	9.350 1	9.325 1	36.175 1
2	4101	Zara Ameli	All Pro	8.150 5	9.025 2	9.075 4	8.450 8	34.700 2
3	4119	Kira Oh	Top Flight	7.100 18	9.400 1	9.100 2T	8.550 6T	34.150 3
4	4104	Alexis Carper	MD State Gym	8.600 2	8.800 5	7.800 13	8.750 3T	33.950 4
5	4114	Nikki Collison	Rebounders	7.950 8T	8.850 3T	8.000 12	8.750 3T	33.550 5
6	4106	Eliza George	MD State Gym	8.300 3	8.000 9	8.050 11	8.800 2	33.150 6
7	4110	Emma Orange	MD State Gym	7.900 10	8.700 6	8.550 7	7.550 15	32.700 7
8	4108	Jordan Kinzler	MD State Gym	7.950 8T	6.500 18	9.100 2T	8.600 5	32.150 8
9	4117	Quinn Denig	TNT	8.200 4	7.350 12	8.750 5	7.600 14	31.900 9
10T	4113	Asa Wright	MD State Gym	7.700 12T	7.100 15T	8.500 8	8.550 6T	31.850 10T
10T	4116	Margaux Boutin	St. Mary's	7.450 15	8.250 8	8.350 9	7.800 12T	31.850 10T
12	4102	Leah Zavodny	Chesapeake	7.700 12T	7.800 10	7.650 16	8.275 9	31.425 12
13	4056	Emilia Current	Harford Gymnastics	8.100 6	7.400 11	7.700 14T	8.150 10	31.350 13
14	4107	Erin George	MD State Gym	7.850 11	7.100 15T	8.300 10	7.800 12T	31.050 14
15	4112	Talen Riley	MD State Gym	7.500 14	7.150 13T	7.700 14T	8.075 11	30.425 15
16	4109	Bailey McCoy	MD State Gym	7.400 16T	7.150 13T	7.000 20	7.300 19	28.850 16
17	4063	Taylor Guice	St. Mary's	6.400 20	6.900 17	7.550 17	7.400 17T	28.250 17
18	4105	Nia Dugger	MD State Gym	8.000 7	5.000 20T	7.050 19	7.450 16	27.500 18
19	5251	Dana Weckel	Chesapeake	7.000 19	5.800 19	7.150 18	7.400 17T	27.350 19
20	4062	Logan Freed	Skyview	7.400 16T	8.450 7	8.650 6	0.000 21	24.500 20
21	4111	Alyssa Reitzig	MD State Gym	6.100 21	5.000 20T	6.250 21	5.750 20	23.100 21

Top Flight Invitational 2013

Meet Results

Dec 7-8, 2013





Page: 1

Printed: 12/8/2013 6:54:52 AM

Women / 6 / Jr. Grp A

Session: 3

Judge's Signatures

Rank	Num	Name	Gym					AA
1	6004	Emme Brossoit	Harford Gymnastics	8.750 6T	8.800 4	9.050 4	9.200 1	35.800 1
2	6009	Natasha Slutzky	Harford Gymnastics	8.650 8T	8.900 2	9.100 3	9.100 2	35.750 2
3	6010	Frances Leadman	SS Silver Stars	9.100 2T	8.600 6	9.200 1	8.800 5T	35.700 3
4	6014	Skyelar McLeod	Bowie Silver Stars	8.800 5	9.300 1	8.750 7T	8.550 9	35.400 4
5	6008	Darian Hauf	Harford Gymnastics	9.000 4	8.500 7T	8.750 7T	9.000 3T	35.250 5
6	6005	Riley Conroy	Harford Gymnastics	9.100 2T	8.650 5	8.375 12	9.000 3T	35.125 6
7	6007	Daria Gregory	Harford Gymnastics	8.650 8T	8.850 3	9.150 2	8.300 12	34.950 7
8	6006	Cailey Etchison	Harford Gymnastics	8.750 6T	8.500 7T	8.850 5	8.750 7	34.850 8
9	6012	Allison Minelli	Bowie Silver Stars	9.200 1	8.250 9	8.600 9	8.500 10	34.550 9
10	6002	Lauren Siverson	GymStarz	7.800 13T	7.800 10	8.800 6	8.650 8	33.050 10
11	5107	Abigail Nichols	GymStarz	8.650 8T	7.200 12	8.500 10	8.450 11	32.800 11
12	6003	Akerah Winder	GymStarz	8.500 11	6.850 15	8.450 11	8.800 5T	32.600 12
13	6013	Megan Wheeler	Bowie Silver Stars	8.100 12	7.650 11	7.650 15	7.600 14	31.000 13
14	6001	Gracie Bradford	Chesapeake	7.800 13T	6.900 14	8.150 13	8.025 13	30.875 14
15	6011	Jennifer Barnes	Bowie Silver Stars	7.200 15	7.050 13	7.950 14	7.100 15	29.300 15

Top Flight Invitational 2013

Meet Results

Dec 7-8, 2013





Page: 1

Printed: 12/8/2013 6:54:54 AM

Women / 6 / Jr. Grp B

Session: 3

Judge's Signatures

Rank	Num	Name	Gym					AA
1	6059	Alicia Dawson	SS Silver Stars	9.100 1	8.750 1	9.000 1	8.900 6	35.750 1
2	6060	Jenna Kronenberg	SS Silver Stars	8.650 4	8.350 7T	8.850 2	9.050 3T	34.900 2
3	6062	Majalene Wright	SS Silver Stars	8.750 3	8.450 5T	8.600 4	9.050 3T	34.850 3
4	6054	Megan Despres	Harford Gymnastics	8.550 6	8.350 7T	8.750 3	9.175 1	34.825 4
5	6057	Morgan Motsay	Harford Gymnastics	8.850 2	8.550 3	8.250 6	9.150 2	34.800 5
6	6058	Lauren Winn	Harford Gymnastics	8.600 5	8.600 2	8.450 5	8.750 7	34.400 6
7	6055	Caitlyn Magee	Harford Gymnastics	8.400 7	8.450 5T	8.100 7	9.000 5	33.950 7
8	6051	Katelyn Blackwood	Baltimore County	8.150 8	8.500 4	7.450 8	8.600 8T	32.700 8
9	6053	Emily Scheibach	Chesapeake	7.650 9	6.900 9	7.300 9	8.600 8T	30.450 9

Top Flight Invitational 2013

Meet Results

Dec 7-8, 2013





Page: 1

Printed: 12/8/2013 6:54:56 AM

Women / 6 / Sr. Grp C

Session: 3

Judge's Signatures





Rank	Num	Name	Gym					AA
1	6105	Grace Cross	Harford Gymnastics	9.225 1	8.450 1	9.250 1	8.700 4	35.625 1
2	6108	Haya Goldblatt	SS Silver Stars	9.100 2	7.850 7	8.750 2	8.900 3	34.600 2
3	6061	Georgia Lo	SS Silver Stars	8.300 6T	8.250 2	8.200 6T	9.050 2	33.800 3
4	6103	Mikaela Badeaux-Hamm	Chesapeake	8.050 9	7.900 6	8.650 3	9.075 1	33.675 4
5	6107	Meredith Ellison	SS Silver Stars	8.400 5	8.150 3T	8.600 4	8.150 7	33.300 5
6	6109	Brianna Vojasko	St. Mary's	8.700 4	8.150 3T	8.000 8	8.400 5	33.250 6
7	6101	Sydney Goscinski	Baltimore County	8.300 6T	8.150 3T	8.400 5	8.000 8T	32.850 7
8	6112	Brianna Ott	TNT	8.900 3	7.750 8	7.850 9	8.300 6	32.800 8
9	6111	Abby Koons	TNT	8.100 8	7.600 9	8.200 6T	8.000 8T	31.900 9

Top Flight Invitational 2013

Meet Results

Dec 7-8, 2013

Page: 1
 Printed: 12/8/2013 6:54:58 AM
 Women / 7 / Jr. Group
 Session: 3
 Judge's Signatures





Rank	Num	Name	Gym					AA
1	7013	Alyson Peragine	KMC	9.450 1	8.900 4	9.300 1	9.250 1	36.900 1
2	7017	Tyla Evans	Sportsplex	9.275 2	9.350 1	8.200 9T	8.850 9T	35.675 2
3	7014	Miya Allen	Sportsplex	9.000 8	9.000 2T	9.150 3	8.450 16	35.600 3
4	7016	Jordan Coleman	Sportsplex	9.250 3	8.800 5	8.450 7	8.550 13	35.050 4
5	7015	Ashley Anderson	Sportsplex	9.175 4	9.000 2T	8.000 13	8.850 9T	35.025 5
6	7010	Devin Mowry	Docksiders	8.875 11	8.050 9T	9.250 2	8.775 12	34.950 6
7	7003	Elizabeth Beraducci	Docksiders	9.150 5T	8.600 6	8.150 12	8.900 6T	34.800 7
8	7011	Adelina Rodrigues	Docksiders	9.150 5T	7.950 11	8.200 9T	9.150 3T	34.450 8
9	7019	Yilaina Nichols	Sportsplex	8.900 10	8.050 9T	7.750 14T	9.150 3T	33.850 9
10	7008	Kaylin Jackson	Docksiders	8.950 9	7.900 12	8.300 8	8.500 14T	33.650 10
11	7012	Lea Titchener	Docksiders	8.600 18	6.900 17	8.900 4	9.050 5	33.450 11
12	7007	Sydney Herz	Docksiders	8.650 16T	7.050 16	8.700 5	8.900 6T	33.300 12
13T	7006	Anneka Fredriksson	Docksiders	8.750 14T	7.500 14	8.200 9T	8.800 11	33.250 13T
13T	7009	Miya McDowell	Docksiders	8.800 13	7.400 15	8.650 6	8.400 17	33.250 13T
15	7151	Nay Yarraah Winder	GymStarz	8.850 12	7.850 13	7.650 16	8.500 14T	32.850 15
16	7002	Leah Powell	Chesapeake	8.650 16T	6.350 19	7.750 14T	8.900 6T	31.650 16
17	7001	Rosalia Ferrante	Chesapeake	8.500 19	6.750 18	6.850 17	8.100 18	30.200 17
18	7018	Brianna Lester	Sportsplex	9.075 7	8.250 8	0.000 18T	9.175 2	26.500 18
19	7005	Via (Olivia) Crowley	Docksiders	8.750 14T	8.350 7	0.000 18T	0.000 19	17.100 19

Top Flight Invitational 2013

Meet Results

Dec 7-8, 2013

Page: 1
 Printed: 12/8/2013 6:55:00 AM
 Women / 7 / Sr. Group
 Session: 3
 Judge's Signatures

Rank	Num	Name	Gym					AA
1	7066	Kaia Russel	Sportsplex	9.050 4	9.250 1	8.350 8	9.150 2	35.800 1
2	7065	Mayah Morant	Sportsplex	9.425 1	8.550 4T	8.600 4	8.950 6	35.525 2
3	7053	Sara Dugan	Docksiders	8.800 6T	8.350 6	9.150 1	9.000 5	35.300 3
4	7058	Alyssa Tompkins	Docksiders	8.450 12	9.000 2	8.300 9T	8.900 7T	34.650 4
5	7054	Sophia Feraci	Docksiders	8.550 11	8.800 3	8.400 7	8.800 9T	34.550 5
6	7070	Shelby Lechner	Top Flight	8.800 6T	7.550 11	9.000 2	9.075 4	34.425 6
7	7052	Layne Bullock	Docksiders	8.750 8T	8.050 8	8.650 3	8.900 7T	34.350 7
8	7067	Kelsey Robrecht	St. Mary's	9.100 3	7.900 9T	7.850 13	9.100 3	33.950 8
9	7056	Abigail Pimpo	Docksiders	8.600 10	7.900 9T	8.550 5	8.700 11	33.750 9
10	7061	Alaina Meehan	KMC	9.350 2	6.000 12T	8.450 6	9.200 1	33.000 10
11	7063	Julia Mayo	MD State Gym	8.750 8T	8.200 7	7.900 12	8.100 14	32.950 11
12	7062	Samantha Lund	MD State Gym	8.000 14	8.550 4T	7.700 14	8.175 13	32.425 12
13	7057	Khalila Shabazz	Docksiders	9.000 5	6.000 12T	7.300 15	8.800 9T	31.100 13
14	7064	Katie Johnson	Skyview	8.400 13	5.500 14	8.300 9T	7.650 15	29.850 14
15	7060	Adrienne Moody	Gymini	7.800 15	0.000 15	8.000 11	8.300 12	24.100 15

Top Flight Invitational 2013

Meet Results

Dec 7-8, 2013





Page: 1

Printed: 12/8/2013 6:55:02 AM

Women / 7 / Sr. Group

Session: 4

Judge's Signatures

Rank	Num	Name	Gym					AA
1	7108	Clare Hall	SS Silver Stars	9.000 2T	9.200 1	8.900 2	8.900 6T	36.000 1
2	7102	Kendall Peret	Docksiders	9.300 1	8.750 2	7.700 12	9.000 5	34.750 2
3	7069	Mandie Pierce	Top Flight	9.000 2T	8.200 4	8.100 8	9.400 1	34.700 3
4	7112	Amanda Vega	SS Silver Stars	8.900 4	7.350 10	9.200 1	9.150 3	34.600 4
5	7110	Gabriella Orellana	SS Silver Stars	8.700 7	7.600 7T	8.850 3	9.100 4	34.250 5
6	7111	Emma Robinson	SS Silver Stars	8.500 9T	7.600 7T	8.750 4	8.700 10T	33.550 6
7	7152	Margaret Giggey	St. Mary's	8.400 12T	8.350 3	7.750 10T	8.700 10T	33.200 7
8	7114	Veronica Cheung	Top Flight	8.850 5	7.300 11T	8.050 9	8.900 6T	33.100 8
9	7109	Paige Moffitt	SS Silver Stars	8.600 8	7.500 9	8.500 5T	8.400 13	33.000 9
10	7103	Kendall Barrowman	Gymini	8.400 12T	7.300 11T	8.225 7	8.800 9	32.725 10
11	7115	Hannah Miller	Top Flight	8.750 6	7.150 14	7.450 14	9.250 2	32.600 11
12	7105	Mela Coffey	Gymini	8.450 11	7.750 5	7.500 13	8.675 12	32.375 12
13	7101	Emily Dinkelman	Docksiders	8.300 14	7.300 11T	7.750 10T	8.850 8	32.200 13
14	7106	Angelina Zhou	Gymini	8.500 9T	7.650 6	8.500 5T	0.000 14	24.650 14

Top Flight Invitational 2013

Meet Results

Dec 7-8, 2013





Page: 1

Printed: 12/8/2013 6:55:04 AM

Women / 8 / Jr. Group

Session: 4

Judge's Signatures

Rank	Num	Name	Gym					AA
1	8012	Aliyah Waterman	Sportsplex	9.250 3	9.300 1	8.800 5	9.100 4	36.450 1
2	8010	Taylor Clay	Sportsplex	8.700 5	9.250 2T	9.275 1	8.900 6	36.125 2
3	8011	Navah Marierose	Sportsplex	9.350 2	9.250 2T	8.750 6	8.700 8T	36.050 3
4	8013	Danae Williams	Sportsplex	8.900 4	8.800 4	9.050 4	8.700 8T	35.450 4
5	8002	Jenna Hlavach	Baltimore County	8.450 6	8.700 5	8.500 8	9.125 3	34.775 5
6	8001	Anna Hill	ACPR	8.125 9	7.550 10	9.075 3	9.200 1	33.950 6
7	8003	Jaidyn Raby	Chesapeake	8.000 10	8.550 7	7.900 10	8.700 8T	33.150 7
8	8004	Ciara Ward	Chesapeake	7.700 11	8.600 6	7.450 11	8.500 11	32.250 8
9T	8007	Julia Sardo	KMC	8.325 8	5.450 12	8.675 7	9.050 5	31.500 9T
9T	8008	Elaina Teklits	KMC	8.350 7	6.400 11	8.400 9	8.350 12	31.500 9T
11	8005	Lizzy Bader	KMC	5.000 12	8.000 9	9.175 2	8.850 7	31.025 11
12	8009	Trinity Brown	Sportsplex	9.500 1	8.500 8	0.000 12	9.150 2	27.150 12

Top Flight Invitational 2013

Meet Results

Dec 7-8, 2013





Page: 1

Printed: 12/8/2013 6:55:05 AM

Women / 8 / Sr. Group

Session: 4

Judge's Signatures

Rank	Num	Name	Gym					AA
1	8055	Jordyn Ray	ACPR	8.400 6T	9.000 1	7.925 10	9.300 2	34.625 1
2	8059	Natalie Vopicelli	Gymini	8.450 5	8.400 3	8.650 3T	8.700 9	34.200 2
3	8053	Erin McCloskey	ACPR	8.900 1	8.000 4	8.650 3T	8.575 11	34.125 3
4	8058	Nicole Flegel	Baltimore County	8.475 4	7.550 8	8.500 8	9.400 1	33.925 4
5	8056	Bethany Riley	ACPR	8.600 2	7.600 6T	8.600 6	9.000 5	33.800 5
6	8051	Abigail Brosh	ACPR	8.350 8	7.100 9	9.025 1	9.275 3	33.750 6
7	8052	Molly Lloyd	ACPR	8.500 3	7.650 5	8.575 7	8.900 6T	33.625 7
8	8057	Kaitlyn Surasky	ACPR	8.000 10	8.600 2	7.700 11	9.175 4	33.475 8
9	8062	Tiahna Mitchell	ACPR	8.400 6T	6.450 11	8.650 3T	8.900 6T	32.400 9
10	8060	Eliza Fantazzi	KMC	7.650 11	7.600 6T	8.225 9	8.050 12	31.525 10
11	8054	Maggie Palfi	ACPR	8.200 9	6.750 10	7.300 12	8.750 8	31.000 11
12	8061	Clara Desclous	TNT	0.000 12	5.100 12	8.825 2	8.600 10	22.525 12

Top Flight Invitational 2013

Meet Results





Dec 7-8, 2013

Page: 1
Printed: 12/8/2013 6:55:07 AM

Women / 9 / ALL

Session: 4

Judge's Signatures

Rank	Num	Name	Gym					AA
1	9005	Ashley Jones	Sportsplex	9.050 3T	9.250 1	9.250 1	8.650 3	36.200 1
2	9003	Dominique Baker	Sportsplex	9.300 1T	8.150 3	8.325 4	8.300 6	34.075 2
3	9002	Clara Watson	KMC	8.650 5	8.050 4	8.250 5	8.550 4T	33.500 3
4	9010	Olivia Island	Top Flight	9.050 3T	7.950 5	7.100 6	8.550 4T	32.650 4
5	9009	Jackie Moser	TNT	8.400 6	6.850 6	8.825 2	6.800 7	30.875 5
6	9006	Lena Morant	Sportsplex	0.000 7	9.150 2	8.725 3	9.150 1	27.025 6
7	9004	Taatiana Boyd	Sportsplex	9.300 1T	0.000 7	0.000 7	8.900 2	18.200 7

Top Flight Invitational 2013

Meet Results





Dec 7-8, 2013

Page: 1
Printed: 12/8/2013 6:55:09 AM

Women / 10 / ALL

Session: 4

Judge's Signatures

Rank	Num	Name	Gym					AA
1	1001	Rachel Lee	KMC	8.650 2	8.600 2	7.800 2	8.750 4	33.800 1
2	1003	Lena Gillis	Sportsplex	8.500 4	9.050 1	6.450 4	8.800 3	32.800 2
3	1004	Samantha Picciotti	Top Flight	8.550 3	6.700 3	6.800 3	9.000 2	31.050 3
4	1006	Audrey Barber	Sportsplex	9.000 1	0.000 4	9.050 1	9.500 1	27.550 4